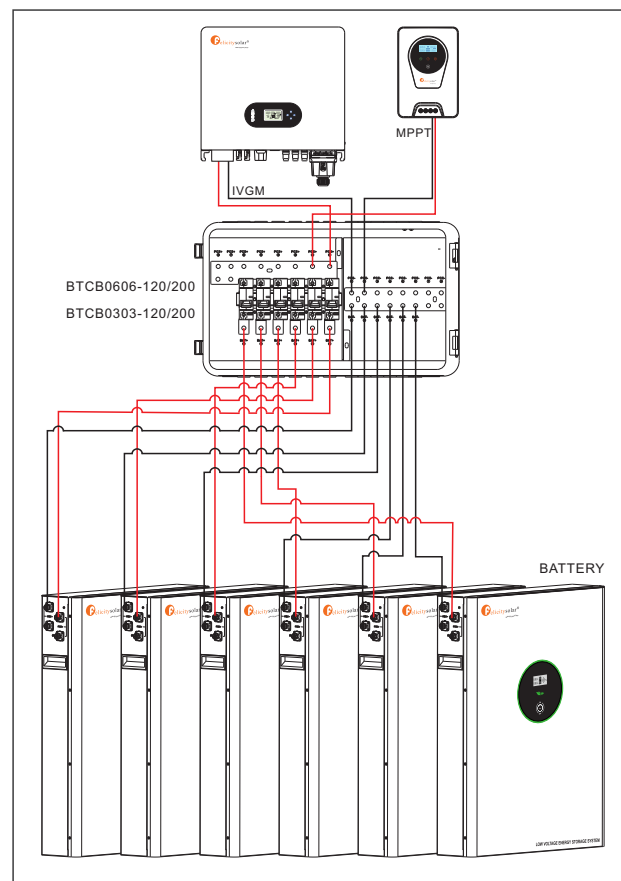


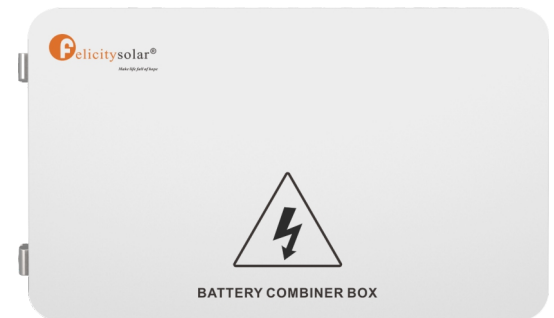
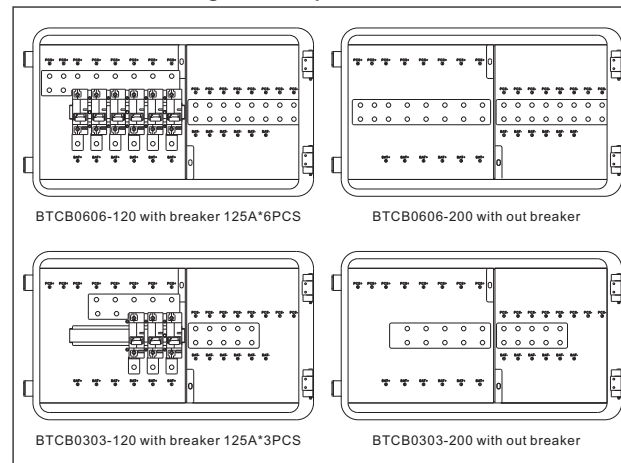
# Battery pack combiner box system

358-010333-00

## Connection diagram



## Internal schematic diagram of the product

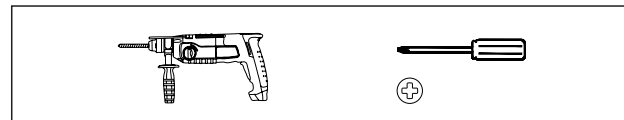


## BATTERY COMBINER BOX

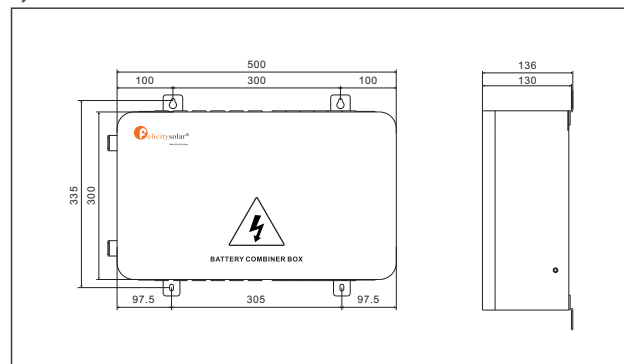
### Environmental conditions

Max. +50°C	Min. -10°C	RH. +5%~+95%
Operating temperature range		-10°C~50°C

### Installation tools



### System size

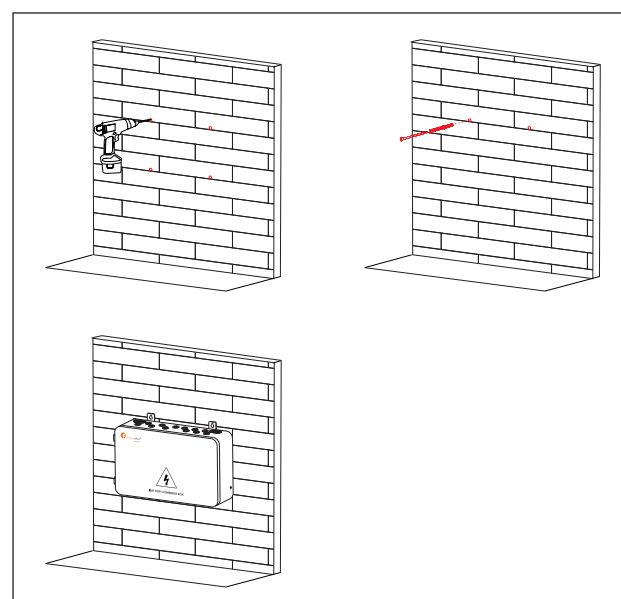
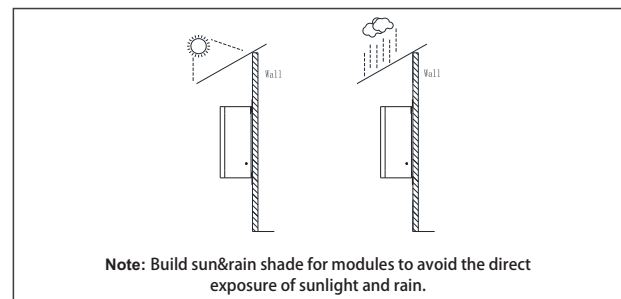


### Check

	Name
1	Accessory screws
2	Lifting lug fixing parts
3	Wall mounted fasteners

Product model	BTCB0606-120	BTCB0606-200	BTCB0303-120	BTCB0303-200
Maximum number of input paths	6	6	3	3
Rated voltage of branch[V]	80	/	80	/
Branch rated current[A]	125	/	125	200
Battery switch	PEBS-L	/	PEBS-L	/
Shell material	Metal chassis			
Protection level	IP21			
Operating temperature range	-10°C~50°C			
Net Weight(KG)	8.1	7.1	7.4	6.8
Gross Weight(KG)	9.7	8.7	9.0	8.4
Product Dimension(MM)	516X300X136			
Package Dimension(MM)	592*392*218			

### Install Environment



### Schematic diagram of parallel connection of inverters

