


Product Specification

Y and R Solar (pty) Ltd Specification For Approval

Specifications : 51.2V 200Ah-16S2P



Approval	Checked	Draft
David. Guo	JOEY ZENG	Mark Mei
Customer Approval		

Product Specification

Contents


1. Scope	4
2. Main specifications	4
2.1 Cell Battery specifications	
2.2 Battery Pack specifications	
3. Battery Management System Specification	5
3.1 BMS function introduction	5
3.2 BMS Protect parameter	5
4. Appearance and structural dimensions	6
5. Case Structure of Battery Pack	8
6. Packaging of Battery Pack	9
7. Battery test equipment	9
7.1 Dimension Measuring Instrument	9
7.2 Voltmeter	9
7.3 Ammeter	9
7.4 Impedance Meter	9
8. Standard Test Condition	9
9. Storage and Others	10
9.1 Long Time Storage	10
9.2 Others	10
10. Amendment of this Specification	10
11. Appendix	10

Product Specification

1. Scope

The specification shall be applied to LiFePO4 rechargeable battery pack of 51.2V 200AH 16S2p which is manufactured by Y and R Solar(pty) Ltd.

2. Main specifications



No.	Item	General Parameter	Remark
1	Combination method	16S2P	
2	Rated Capacity	200Ah	Standard discharge after Standard charge (package)
3	Factory Voltage	51.2V	Mean Operation Voltage
4	Voltage at end of Discharge	46V	Discharge Cut-off Voltage
5	Charging Voltage	56V	Charge Cut-off Voltage
6	Internal Impedance	$\leq 60\text{m}\Omega$	Internal resistance measured at AC 1KHz after 50% charge The measure must uses the new batteries that within one week after shipment and cycles less than 5 times
7	Standard charge	Constant Current 50A Constant Voltage see No.5 0.02CA cut-off	Charge time : Approx 2.5 h
8	Maximum Continuous Charge Current	150A	
9	Standard discharge	Constant current: 100A end voltage see NO.4	

Product Specification

11	Maximum Continuous Discharge Current	150A	150A when $T \geq 10^{\circ}\text{C}$ 50A when $0^{\circ}\text{C} > T \geq -20^{\circ}\text{C}$
12	Operation Temperature Range	Charge: $0 \sim 45^{\circ}\text{C}$	60±25%R.H. Bare Cell
		Discharge: $-20 \sim 55^{\circ}\text{C}$	
13	Storage Temperature Range	Less than 12 months : $-10 \sim 35^{\circ}\text{C}$	60±25%R.H. at the shipment state
		less than 3 months: $-10 \sim 45^{\circ}\text{C}$	
		Less than 7 day : $-20 \sim 65^{\circ}\text{C}$	
14	Dimensions	720*550*200mm	Include Bracket
15	Weight	Approx : 103.5 kg (N.W) 109.5kg (G.W)	
16	BMS Port	CANBUS/RS485	
17	BMS Support	16PCS Parallel connection	160KWH at max

3. Battery Management System Specification

3.1 BMS function introduction

1) : The BMS is designed for 16 series lithium battery.

2) : The BMS have all functions which are:

Overcharge detection function;

Over discharge detection function

Over current detection function;

Short detection function

Temperature detection function;

Balance function

Communicate function;

Alarm function

Total capacity function;

Storage history function

3.2 BMS Protect parameter

Items	Details	Standard
Cell overcharge protection	Overcharge detection voltage	3.65±0.025V
	Overcharge detection delay time	Typical:1.0s
	Overcharge release voltage	3.38±0.02V
Cell over-discharge protection	Over-discharge detection voltage	2.5±0.02V
	Over-discharge detection delay time	Typical:1.0s
	Over-discharge release voltage	2.9±0.02V or charge release
Over-current protection	discharge Over-current protection current1	230±10A
	discharge Over-current detection delay time 1	1S

Product Specification

	discharge Over-current protection current 2	250±10A
	discharge Over-current detection delay time 2	≤100m±50ms
	Charge OC protection current	230±10A
Short protection	Short protection current	550±10A
	Protection condition	Load short
	Detection delay time	≤300us
	Protection release condition	Charging release
Temperature(T) protection	Charge high T protection	55±3℃
	Charge high T recover	50±5℃
	Discharge high T protection	65±5℃
	Discharge high T recover	60±5℃
	Charge low T protection	-5±5℃
	Charge low T recover	0±5℃
	Discharge low T protection	-20±5℃
	Discharge low T recover	-15±5℃
Balance	Balance threshold voltage	3.45V
Communication	It has Canbus/RS485 standard communication interface, it can real-time monitoring the capacity of battery bank, the voltage, current, environment temperature, and charging/discharging current.	
Alarm	It has over-temperature, over charge, under-voltage, over-current, short circuit alarm Function.	

4. Appearance and structural dimensions

There shall be no such defect as scratch, bur and other mechanical scratch, and the connector should be no rust dirt. The structure and dimensions see attached drawing of the battery.

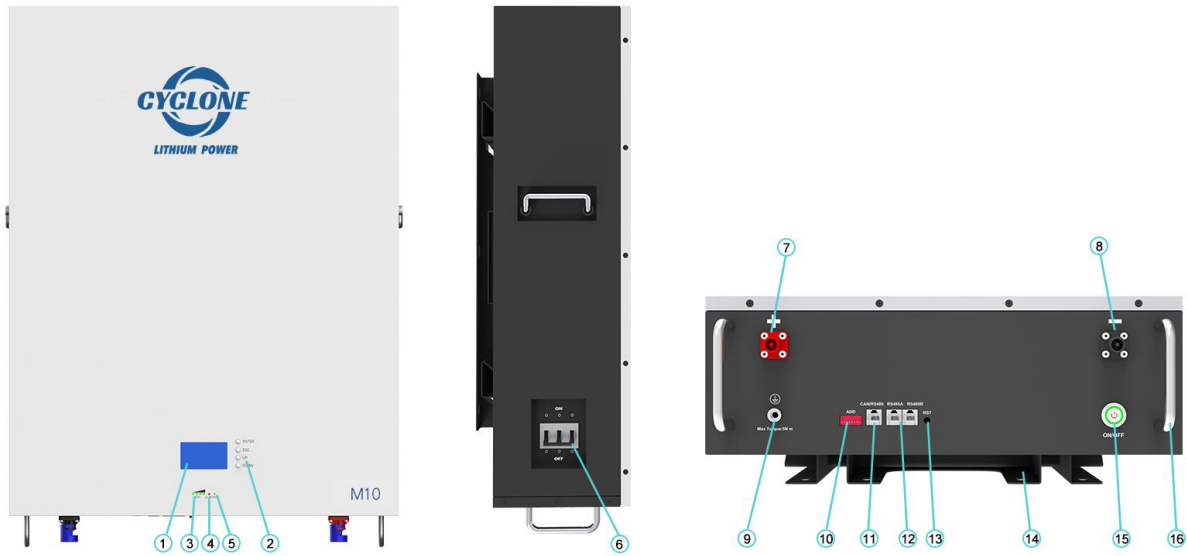
Product Specification



Unit (mm)					
L (Length)	720mm	W(Width)	550mm	H (Height)	200mm
Weight	103.5kgs	Max charge	150A	Max discharge	150A
Cable set	2meter of 35mm2*2 Red & Black				

Product Specification

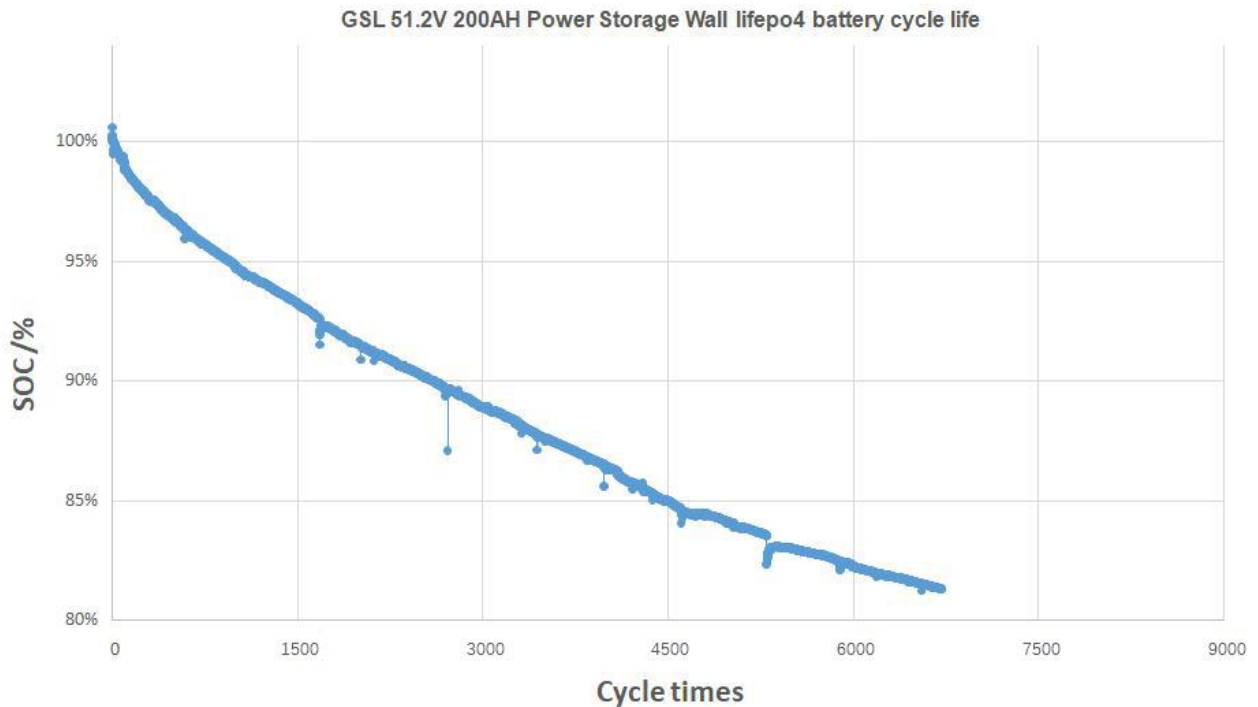
5. Case Structure of Battery Pack



No.	Description	Silk-screen	Remark
1	LCD Display	LCD	Battery capacity
2	LCD guideline	ENTER/ESC/UP/DOWN	
3	LED indicator	SOC	Running State
4	LED indicator	ALM	
5	LED indicator	RUN	Running State
6	DC Breaker	ON/OFF	100A Breaker
7	Battery Positive	+	
8	Battery Negative	-	
9	Ground Connection		
10	DIP ADDRESS	ADD	8 PINS Number
11	CAN/RS485	CAN/RS485	Connecting battery to Inverter
12	RS485A/485B	RS485A/RS485B	Parallel function or connecting smart BMS software with computer
13	RESET	RST	Restart function
14	Wall mounted Brackets		
15	Power Switch	ON/OFF	
16	Handles		

Product Specification

6. Battery cycle life



7. Battery test equipment

7.1 Dimension Measuring Instrument

The dimension measurement shall be implemented by instruments with equal or more precision scale of 0.1mm.

7.2 Voltmeter

Standard class specified in the national standard or more sensitive class having inner impedance not less than 10 K Ω /V.

7.3 Ammeter

Standard class specified in the national standard or more sensitive class. Total external resistance including ammeter and wire is less than 0.01 Ω .

7.4 Impedance Meter

Impedance shall be measured by a sinusoidal alternating current method (AC 1kHz LCR meter).

8. Standard Test Condition

Test should be conducted with new batteries within one month after shipment from our factory and the cells shall not be cycled more than five times before the test. Unless otherwise defined, test and measurement shall be done under temperature of $23\pm 2^{\circ}\text{C}$ and relative humidity of less 75%,air 86Kpa~106Kpa.

Unless otherwise defined, 30min,rest period after charge,30min,rest period after discharge.

Product Specification

9. Storage and Others

9.1 Long Time Storage

If the battery is stored for a long time (don't used, exceed three months), the cell should be stored in drying and cooling place. The cell's storage voltage should be **51V-53V** and the cell is to be stored in a condition that the temperature of $23\pm 2^{\circ}\text{C}$ and the humidity of 45%- 75%. Long-term use of unused batteries to recharge every 3 months. Ensure that the battery voltage is within the above range.

9.2 Others

Any matters that this specification does not cover should be conferred between the customer and Y and R Solar(pty) Ltd.

10. Amendment of this Specification

This specification is subject to change with prior notice by Y and R Solar(pty) Ltd.

11. Appendix

Handling Precautions and Guideline For Li-ion Rechargeable Batteries

Preface

This document of 'Handling Precautions and Guideline Li-ion Rechargeable Batteries' shall be applied to the battery cells manufactured by Y and R Solar(pty) Ltd.

Note (1) :

The customer is requested to contact Y and R Solar(pty) Ltd in advance, if and when the customer needs other applications or operating conditions than those described in this document. Additional experimentation may be required to verify performance and safety under such conditions.

Note (2) :

Y and R Solar(pty) Ltd will take no responsibility for any accident when the cell is used under other conditions than those described in this Document.

Note (3):

Y and R Solar(pty) Ltd will inform, in a written form, the customer of improvement(s) regarding proper use and handling of the cell, if it is deemed necessary.

Danger!

- Do not immerse the battery in water or allow it to get wet.
- Do not use or store the battery near sources of heat such as a fire or heater.
- Do not use any chargers other than those recommended by Y and R Solar(pty) Ltd.
- **Do not reverse the positive(+) and negative(-) terminals.**
- Do not connect the battery directly to wall outlets or car cigarette-lighter sockets.
- Do not put the battery into a fire or apply direct heat to it.

Product Specification

- Do not short-circuit the battery by connecting wires or other metal objects to the positive(+) and negative(-) terminals.
- Do not pierce the battery casing with a nail or other sharp object, break it open with a hammer, or step on it.
- Do not strike, throw or subject the battery to sever physical shock.
- Do not directly solder the battery terminals.
- Do not attempt to disassemble or modify the battery in any way.
- Do not place the battery in a microwave oven or pressurized container.
- **Do not use the battery in combination with primary batteries (such as dry-cell batteries) or batteries of different capacity, type or brand.**
- Do not use the battery if it gives off an odor, generates heat, becomes discolored or deformed, or appears abnormal in any way. If the battery is in use or being recharged, remove it from the device or charger immediately and discontinue use.

Caution!

Do not use or store the battery where is exposed to extremely hot, such as under window of a car in direct sunlight in a hot day. Otherwise, the battery may be overheated. This can also reduce battery performance and/or shorten service life.

If the battery leaks and electrolyte gets in your eyes, do not rub them. Instead, rinse them with clean running water and immediately seek medical attention. If left as is, electrolyte can cause eye injury.